

# STATE SHARE REVENUE RECONCILMENT and MEDICAID LOCAL MATCH

- ▶ Presented by: Chuck Savage and Ty Parr
- ▶ [Charles.savage@csa.virginia.gov](mailto:Charles.savage@csa.virginia.gov) 804-662-9818
- ▶ [Ty.parr@csa.virginia.gov](mailto:Ty.parr@csa.virginia.gov) 804-662-7451

# SESSION PURPOSE

- ▶ Utilizing four reporting tools on the CSA website, participants will walk through the flow of CSA Pool Fund expenditure reporting, state adjustment to original locality submitted claims and final reconciliation with state amount actually paid (electronic payment)

# SESSION OBJECTIVES

- ▶ Participants will accurately identify 3 principals of reconciling state share revenue to local government CSA state receivable accounts to ensure correct allotment of state share reimbursement
- ▶ Participants will accurately identify 2 key reports to determine local share of CSA Medicaid services
- ▶ Participants will construct a local reconciliation of actual payments

# CSA Allocations

- ▶ CSA General Fund (GF) Appropriations are comprised of four (4) component parts:
  - State Pool funding
  - Medicaid funding
  - Set aside (or supplement) funding
  - Administrative funding
- ▶ The allocation formula for both pool fund and Medicaid is directed by language in the Appropriations Act.
- ▶ The current allocation formula was developed in 1998.

# CSA Allocations

- ▶ C. The funding formula to carry out the provisions of the Comprehensive Services Act for At-Risk Youth and Families is as follows:

*“C.1. Allocations. The allocations for the Medicaid and non-Medicaid pools shall be the amounts specified in paragraphs B 1 b and B 1 c in this Item. These funds shall be distributed to each locality in each year of the biennium based on the greater of that locality's percentage of actual 1997 Comprehensive Services Act pool fund program expenditures to total 1997 pool fund program expenditures or the latest available three-year average of actual pool fund program expenditures as reported to the state fiscal agent.”*

- *Language from the 2012 Appropriations Act, Chapter 3*

# CSA Allocations

- ▶ Allocations are posted on the CSA web site
  - The FY14 non-Med file provides the FY14 non-Medicaid or pool fund allocations
  - The FY14 Medicaid file provides the FY14 Medicaid target allocations
  - Note: FY14 allocations will be available by May 31
- ▶ The site has historical allocations dating to 2001
- ▶ To view allocations:
  - Go to the CSA Website
  - Click on Statewide Statistics
  - Click on Pool Fund Expenditure Reports
  - Open Local allocations

# CSA Allocations

Virginia Comprehensive Services Act For At Risk Youth and Families (CSA) - Windows Internet Explorer provided by Virginia I...

http://www.csa.virginia.gov/

File Edit View Favorites Tools Help

Virginia.gov - Home

Virginia Comprehensive S...

Virginia.gov Online Services | Commonwealth Sites | Help | Governor Search Virginia.gov GO

Home || Contact Us | Search CSA Web Site Go

News

For Parents

Systems of Care

Local Government Contacts

Statewide Statistics

State Executive Council

State & Local Advisory Team

CSA Reports and

Welcome to the CSA Web Site!

**WHAT IS CSA?**

The Comprehensive Services Act for At-Risk Youth and Families (CSA) is a law enacted in 1993 that establishes a single state pool of funds to purchase services for at-risk youth and their families. The state funds, combined with local community funds, are managed by local interagency teams who plan and oversee services to youth.

**Mission Statement**

The mission of the CSA is to create a collaborative system of services and funding that is child-centered, family-focused and community-based when

Administrative Memos

CSA Manual

Local Government Reporting

CANS


Training and Technical Assistance

CSA Service Fee Directory

Training Calendar

Local intranet 100%

# CSA Allocations

 Comprehensive Services Act

You Are Here > [CSA Statistics Public Home](#)

## CSA Statistics Public

- [CSA Featured Reports](#)  
Reports related to CSA performance, statewide summary of census and expenditures, demographics and referral sources.
- [CSA Data Set Statewide Reports](#)  
Statewide reports on expenditures, assessments, service types, mandate types, length of stay, and other demographic information from the CSA Data Set.
- [CSA Data Set Locality Reports](#)  
Locality reports on expenditures, assessments, placement types, mandate types, ranked by locality, and other demographic information from the CSA Data Set.
- [CSA Data Set Regional Reports](#)  
Regional reports on expenditures, assessments, placement types, mandate types and other demographic information from the CSA Data Set. Reports by Central, Eastern, Northern, Western & Piedmont regions.
- [CSA Data Set Profiles](#)  
Statewide, regional or single locality demographic profiles from the CSA Data Set.
- [CSA Pool Expenditure Reports](#) ←  
Current and historical information on CSA Pool system. Medicaid Reports; Locality Allocations
- [CSA Administrative Reports](#)  
Filing Status Reports, Utilization Reports
- [For CSA Office Use Only](#)

The Office of Comprehensive Services © 2011  
1604 Santa Rosa Road, Wythe Building, Ste 137, Richmond, VA 23229  
Phone (804) 662-9815 Fax (804) 662-9831  
Please direct questions and comments to [csa\\_office@oss.virginia.gov](mailto:csa_office@oss.virginia.gov)

[http://www.csa.virginia.gov/publicstats/csa\\_pool.cfm](http://www.csa.virginia.gov/publicstats/csa_pool.cfm) Local intranet 100%



# CSA Allocations

CSA STATISTICS - Windows Internet Explorer provided by Virginia IT Partnership

http://www.csa.virginia.gov/publicstats/csa\_pool.cfm

File Edit View Favorites Tools Help

Upgrade Your Browser

Virginia.gov - Home CSA STATISTICS

CSA Comprehensive Services Act

CSA Statistics Home > CSA Pool Reporting

## CSA Pool Reporting

View Filed Reports										
1. Record ID	<a href="#">03</a>	<a href="#">04</a>	<a href="#">05</a>	<a href="#">06</a>	<a href="#">07</a>	<a href="#">08</a>	<a href="#">09</a>	<a href="#">10</a>	<a href="#">11</a>	<a href="#">12</a>
2. FIPS	<a href="#">03</a>	<a href="#">04</a>	<a href="#">05</a>	<a href="#">06</a>	<a href="#">07</a>	<a href="#">08</a>	<a href="#">09</a>	<a href="#">10</a>	<a href="#">11</a>	<a href="#">12</a>
3. System Date	<a href="#">03</a>	<a href="#">04</a>	<a href="#">05</a>	<a href="#">06</a>	<a href="#">07</a>	<a href="#">08</a>	<a href="#">09</a>	<a href="#">10</a>	<a href="#">11</a>	<a href="#">12</a>
4. Period End Date	<a href="#">03</a>	<a href="#">04</a>	<a href="#">05</a>	<a href="#">06</a>	<a href="#">07</a>	<a href="#">08</a>	<a href="#">09</a>	<a href="#">10</a>	<a href="#">11</a>	<a href="#">12</a>
5. DOE Approved	<a href="#">03</a>	<a href="#">04</a>	<a href="#">05</a>	<a href="#">06</a>	<a href="#">07</a>	<a href="#">08</a>	<a href="#">09</a>	<a href="#">10</a>	<a href="#">11</a>	<a href="#">12</a>
6. FA NOT Approved									<a href="#">11</a>	<a href="#">12</a>
7. PENDED									<a href="#">11</a>	<a href="#">12</a>

Transaction History		
1. Detailed Pool Fund Reimbursement History		
FY10 Updated 6/24/11 - FY11 Updated 10/24/11 - FY12 Updated 03/28/12		
	<a href="#">10</a>	<a href="#">11</a>
2. Transaction History	<a href="#">03</a>	<a href="#">12</a>

Supplements										
3. View Supplements	<a href="#">03</a>	<a href="#">04</a>	<a href="#">05</a>	<a href="#">06</a>	<a href="#">07</a>	<a href="#">08</a>	<a href="#">09</a>	<a href="#">10</a>	<a href="#">11</a>	<a href="#">12</a>
4. Supplement Dates	<a href="#">03</a>	<a href="#">04</a>	<a href="#">05</a>	<a href="#">06</a>	<a href="#">07</a>	<a href="#">08</a>	<a href="#">09</a>	<a href="#">10</a>	<a href="#">11</a>	<a href="#">12</a>

Utilities										

Locality Reports										
1.	<a href="#">Medicaid Billings</a>									
2.	<a href="#">Locality Allocations</a>									
3.	<a href="#">Census by Locality</a>									
4.	<a href="#">Expenditures by Locality</a>									
5.	<a href="#">Expenditure Refunds by Locality</a>									
6.	<a href="#">FY10 Unit Cost by Locality</a>									
7.	<a href="#">Explanation of Terms</a>									<a href="#">Service Categories</a>
8.	<a href="#">Statewide Pool Expenditures, Census, Unit Cost by Locality</a>									
9.	<a href="#">Statewide Pool Expenditures, Census, Unit Cost by Locality</a>									
10.	<a href="#">Pool Expenditures, Census, Unit Cost by Locality</a>									
11.	<a href="#">Pool Expenditures by Region</a>									
12.	<a href="#">Pool Reports by Date</a>									

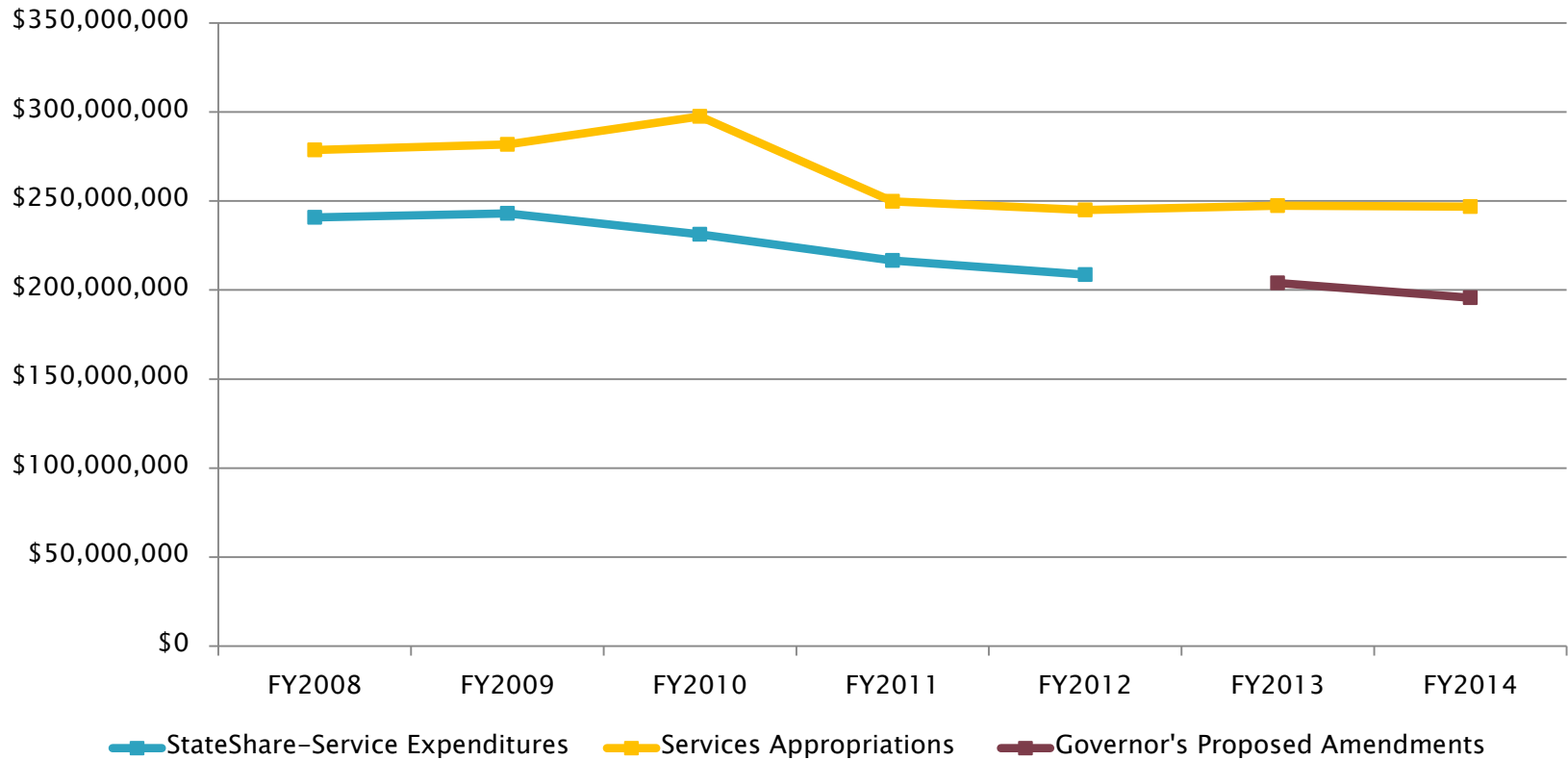
Local intranet 100%

Start Microsoft Outlook Microsoft PowerPoint - [...] CSA STATISTICS - Wi... 11:48 AM

# What to Expect in FY14

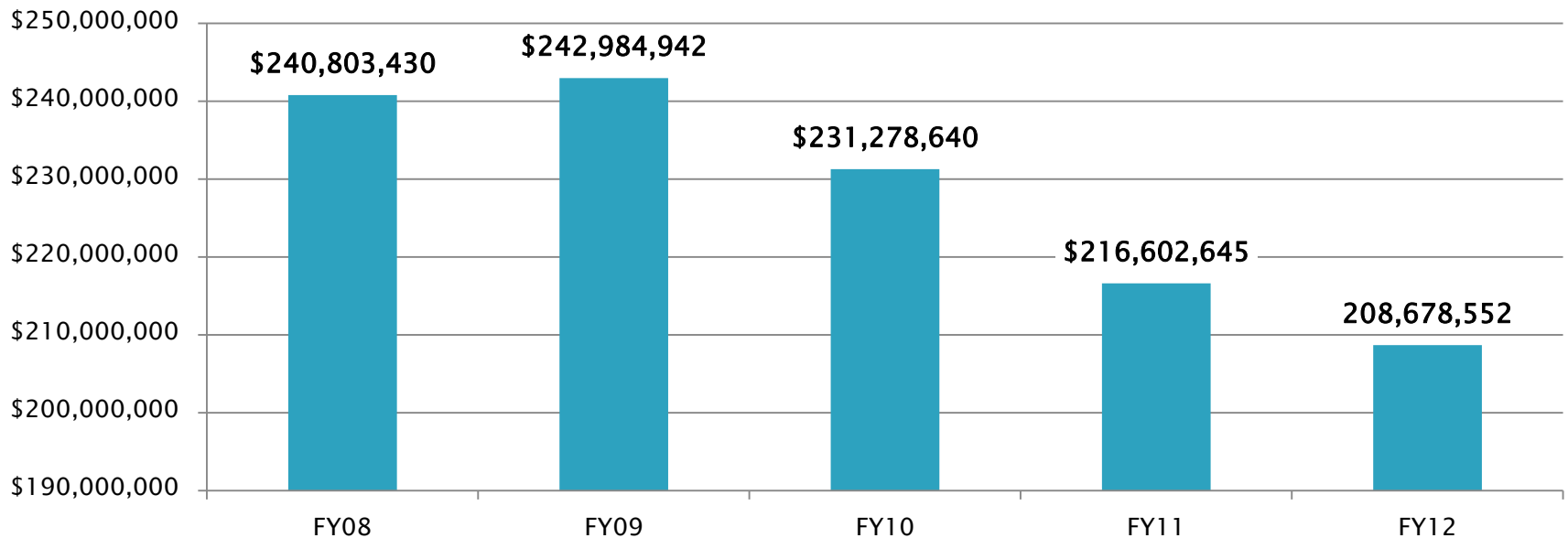
- ▶ The Governor made two GF adjustments to the FY14 introduced (base) budget:
  - Reduce GF by \$19.7M for reduced caseload and utilization
  - Reduce GF by \$9.9M for the purchase of a comprehensive data analytics package – system(s) integration
  - These GF reductions are incorporated into the base locality allocations

# Appropriations to Expenditures



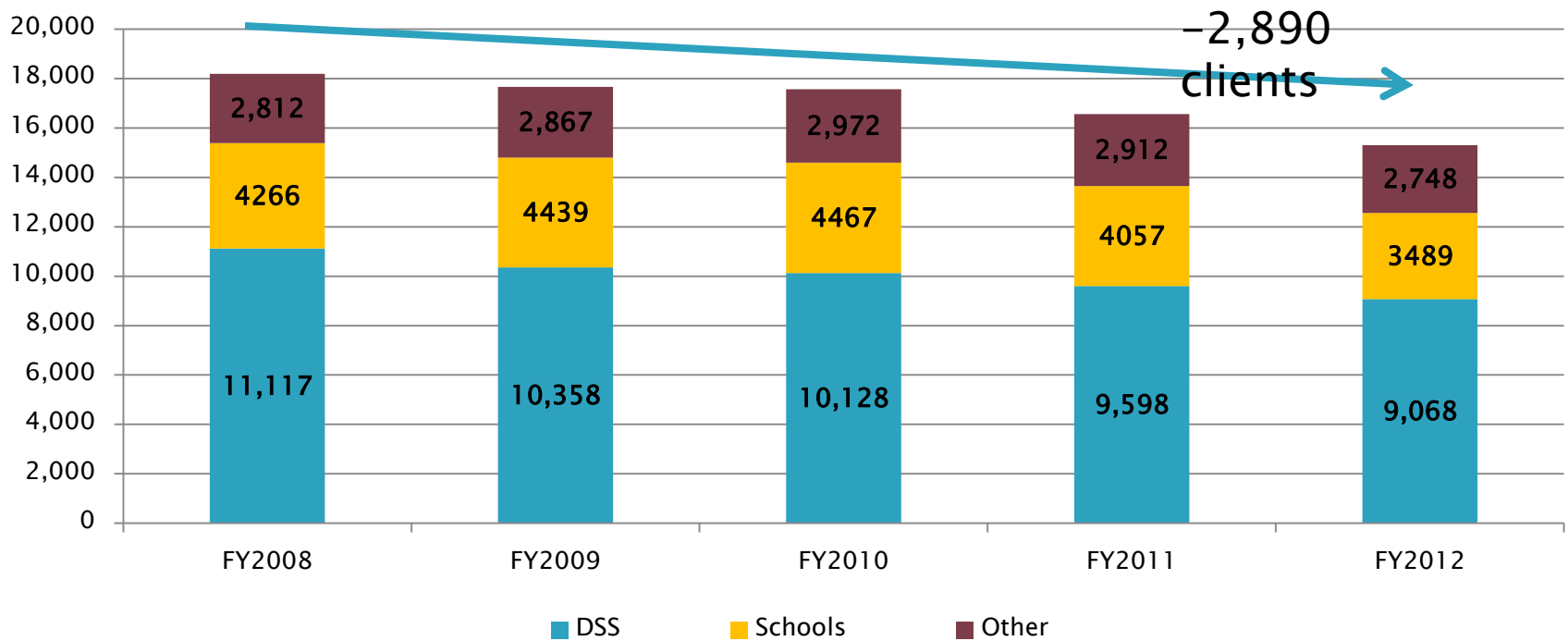
# CSA Service Expenditures

## General Fund Expenditures



# CSA Census

## Youth Served by Referral Source



# CSA Expenditure Reporting

- ▶ Key reports on the CSA web site:
  - Transaction History Report – provides a real-time summary of filed pool expenditure reports and available allocation
  - FA (fiscal agent) Not Approved Report – provides a listing of expenditure reports not yet approved by the locality fiscal agent
  - Medicaid Local Share Reporting – provides a monthly calculation of Medicaid local share
  - Detail Pool Fund Reimbursement History – provides a detail summary of state share payments and financial adjustments

# CSA Match Rates

- ▶ In July 2008, the State Executive Council (SEC) approved a hierarchy of service categories with varying local match rates
  - The system lowers the local match rate by 50% for community services.
  - The system increases the local match rate by 25% for congregate care services.
  - The system maintains a neutral or base match rate for treatment foster care, special education and wrap-around services

# CSA Medicaid

- ▶ The Medicaid Provider Billing Codes are:
  - H2020 Residential Level B
  - H2022 Residential level A
  - T1016 TFC Case Management
  - UB Residential level C
- ▶ These four codes apply to any CSA Medicaid funded service and a local match will apply
- ▶ Child specific Medicaid payments appear monthly on the locality fiscal agent CSA site
  - If there is a discrepancy, contact:
    - Dacia Henry at DMAS 804-371-4307
    - [Dacia.henry@dmas.virginia.gov](mailto:Dacia.henry@dmas.virginia.gov)



# CSA Medicaid

- ▶ In accordance with the 2012 Appropriations Act, Chapter 890, the local match on residential expenditures increases to the pool fund residential rate effective July 1, 2011.
  - “Beginning July 1, 2011, the local match rate for Medicaid residential services for each locality shall be 25 percent above the fiscal year 2007 base”. (Item 274; C.3b)
- ▶ State web site reporting (Medicaid local match calculation and Pool Fund Payment Reports) will be modified to accommodate treatment foster care case management services.
  - TFC costs will not be at higher local rate in July 2011

# CSA MEDICAID

CSA STATISTICS - Windows Internet Explorer provided by Virginia IT Partnership

http://www.csa.virginia.gov/publicstats/csa\_pool.cfm

File Edit View Favorites Tools Help

Home CSA STATISTICS

Comprehensive Services Act

CSA Statistics Home > CSA Pool Reporting

## CSA Pool Reporting

**View Filed Reports**

1. Record ID	<a href="#">03</a>	<a href="#">04</a>	<a href="#">05</a>	<a href="#">06</a>	<a href="#">07</a>	<a href="#">08</a>	<a href="#">09</a>	<a href="#">10</a>	<a href="#">11</a>	<a href="#">12</a>	<a href="#">13</a>
2. FIPS	<a href="#">03</a>	<a href="#">04</a>	<a href="#">05</a>	<a href="#">06</a>	<a href="#">07</a>	<a href="#">08</a>	<a href="#">09</a>	<a href="#">10</a>	<a href="#">11</a>	<a href="#">12</a>	<a href="#">13</a>
3. System Date	<a href="#">03</a>	<a href="#">04</a>	<a href="#">05</a>	<a href="#">06</a>	<a href="#">07</a>	<a href="#">08</a>	<a href="#">09</a>	<a href="#">10</a>	<a href="#">11</a>	<a href="#">12</a>	<a href="#">13</a>
4. Period End Date	<a href="#">03</a>	<a href="#">04</a>	<a href="#">05</a>	<a href="#">06</a>	<a href="#">07</a>	<a href="#">08</a>	<a href="#">09</a>	<a href="#">10</a>	<a href="#">11</a>	<a href="#">12</a>	<a href="#">13</a>
5. DOE Approved	<a href="#">03</a>	<a href="#">04</a>	<a href="#">05</a>	<a href="#">06</a>	<a href="#">07</a>	<a href="#">08</a>	<a href="#">09</a>	<a href="#">10</a>	<a href="#">11</a>	<a href="#">12</a>	<a href="#">13</a>
6. FA NOT Approved									<a href="#">11</a>	<a href="#">12</a>	<a href="#">13</a>
7. PENDED									<a href="#">11</a>	<a href="#">12</a>	<a href="#">13</a>

**Transaction History**

1. Detailed Pool Fund Reimbursement History - FY13 Updated 3/20/2013								<a href="#">10</a>	<a href="#">11</a>	<a href="#">12</a>	<a href="#">13</a>
2. Transaction History	<a href="#">03</a>	<a href="#">04</a>	<a href="#">05</a>	<a href="#">06</a>	<a href="#">07</a>	<a href="#">08</a>	<a href="#">09</a>	<a href="#">10</a>	<a href="#">11</a>	<a href="#">12</a>	<a href="#">13</a>

**Supplements**

3. View Supplements	<a href="#">03</a>	<a href="#">04</a>	<a href="#">05</a>	<a href="#">06</a>	<a href="#">07</a>	<a href="#">08</a>	<a href="#">09</a>	<a href="#">10</a>	<a href="#">11</a>	<a href="#">12</a>	<a href="#">13</a>
4. Supplement Dates					<a href="#">07</a>	<a href="#">08</a>	<a href="#">09</a>	<a href="#">10</a>	<a href="#">11</a>	<a href="#">12</a>	<a href="#">13</a>

**Utilities**

4. Refund Report			<a href="#">05</a>	<a href="#">06</a>	<a href="#">07</a>	<a href="#">08</a>	<a href="#">09</a>	<a href="#">10</a>	<a href="#">11</a>	<a href="#">12</a>	<a href="#">13</a>
5. GROSS Expenditure Report			<a href="#">05</a>	<a href="#">06</a>	<a href="#">07</a>	<a href="#">08</a>	<a href="#">09</a>	<a href="#">10</a>	<a href="#">11</a>	<a href="#">12</a>	<a href="#">13</a>
5a. NET Expenditure Report							<a href="#">09</a>	<a href="#">10</a>	<a href="#">11</a>	<a href="#">12</a>	<a href="#">13</a>
5b. Effective Match Rate Report							<a href="#">09</a>	<a href="#">10</a>	<a href="#">11</a>	<a href="#">12</a>	<a href="#">13</a>
6. Expenditure Comparisons (FY03-11)			<a href="#">05</a>	<a href="#">06</a>	<a href="#">07</a>	<a href="#">08</a>	<a href="#">09</a>	<a href="#">10</a>	<a href="#">11</a>	<a href="#">12</a>	<a href="#">13</a>
7. Expenditure \$ Cumulative		<a href="#">05</a>	<a href="#">06</a>	<a href="#">07</a>	<a href="#">08</a>	<a href="#">09</a>	<a href="#">10</a>	<a href="#">11</a>	<a href="#">12</a>	<a href="#">13</a>	
8. DOE Approved Pool Totals		<a href="#">05</a>	<a href="#">06</a>	<a href="#">07</a>	<a href="#">08</a>	<a href="#">09</a>	<a href="#">10</a>	<a href="#">11</a>	<a href="#">12</a>	<a href="#">13</a>	
8a. Preparer Approved Pool Totals						<a href="#">09</a>	<a href="#">10</a>	<a href="#">11</a>	<a href="#">12</a>	<a href="#">13</a>	
9. Period Last Report Filed		<a href="#">05</a>	<a href="#">06</a>	<a href="#">07</a>	<a href="#">08</a>	<a href="#">09</a>	<a href="#">10</a>	<a href="#">11</a>	<a href="#">12</a>	<a href="#">13</a>	

**Locality Reports**

- [Medicaid Billings](#)
- [Locality Allocations](#)
- [Census by Locality](#)
- [Expenditures by Locality](#)
- [Expenditure Refunds by Locality](#)
- [FY11 Unit Cost by Locality](#)
- Explanation of Terms [Service Categories](#) [Data Set Definitions](#)
- [Statewide Pool Expenditures, Census, Unit Cost by Year](#)
- [Statewide Pool Expenditures, Census, Unit Cost All Years \(FY94-FY11\)](#)
- [Pool Expenditures, Census, Unit Cost by Locality](#)
- [Pool Expenditures by Region](#)
- [Pool Reports by Date](#)
- [Pool Expenditures by Period FY02-FY13](#)
- [Preparer Pool Expenditures by Date](#)
- [Fiscal Agent Approved Pool Expenditures by Date](#)
- [Date Last Report Fiscal Agent Approved FY02-FY13](#)

Done Local intranet 100% 11:47 AM

start Inbox - Microsoft Out... conference\_2013.pptx CSA STATISTICS - Wi...

CLICK HERE