



Hanover CSA Review Committee – Continuous Quality Improvement and State and Local Partnership





Introductions & Review Committee Composition



Jim Taylor – Deputy County Administrator

Amanda Six– Director of Finance



Anna Antell – OCS Lead Program Consultant/UR



Daricka Jones – Director of Social Services

Karen Butler – CSA UR Specialist



Julie Dubee - CSA Coordinator



Objectives

Background

Process

Changes and Outcomes

Programmatic Changes

Key Takeaways



Participant Objectives



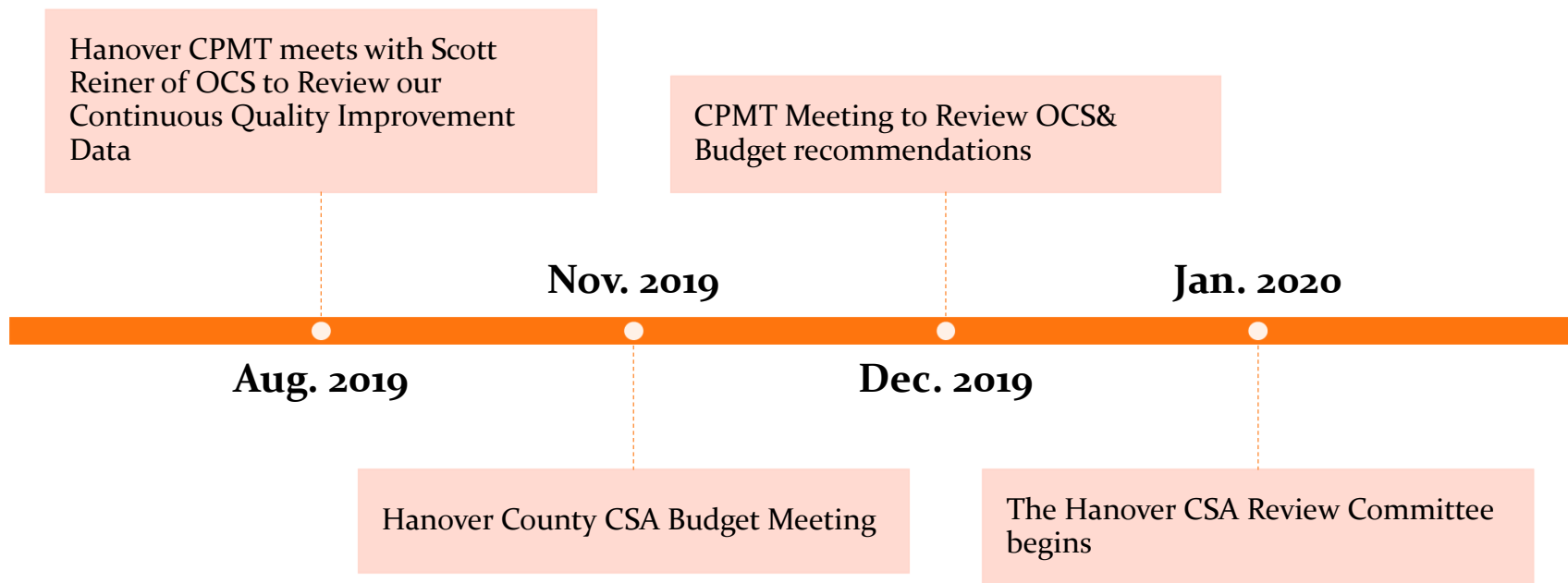
What are you hoping to gain from our session today?



Are there particular challenges or struggles for your locality?



Background



CASE REVIEW

FAPT
Meets Weekly

CPMT
Meets Semi-Monthly





Process

- Review all youth coming to FAPT the following month
 - ❑ Importance of reviewing youth prior to FAPT, as opposed to after FAPT at CPMT
 - ❑ Celebrate 1 or 2 youth and families that are doing well
 - ❑ CSA Coordinator provides the Committee with a data summary, brief synopsis and copies of most recent IFSPs
- In-Depth Review of 5 to 7 youth and families based on residential length of stay and/or expenditures
 - ❑ These criteria are used as one of many criteria to determine if we are achieving our goals

Process – Sample Review Summary

Name	DSS Custody/FF	Residential Time as of 8/19/24	Prior Residential Time	FY24*	Lifetime Expenditures*
	X	712	395	\$ 81,642	\$ 282,290
	X	0	21	\$ 76,459	\$ 269,800
	X	0	315, 272	\$ 52,362	\$ 192,052
		228	0	\$ 76,481	\$ 100,256
	X	0	339	\$ 23,842	\$ 94,453
	X	0	78, 181	\$ 57,922	\$ 90,476
	X	0	237	\$ 87,252	\$ 87,252
		0	0	\$ 73,970	\$ 73,970
		0	0	\$ 54,169	\$ 59,460
		411	0	\$ 56,693	\$ 56,693
	X	detention	5, 179	\$ 48,738	\$ 48,738
	X	0	0	\$ 40,730	\$ 40,730
		111	0	\$ 34,283	\$ 34,283
		131	0	\$ 13,907	\$ 13,907
		0	0	\$ 11,788	\$ 11,788
	X	0	0	\$ 11,492	\$ 11,492
	X	0	46	\$ 7,050	\$ 7,050
	X	0	0	\$ -	\$ 3,630
		0	0	\$ 553	\$ 553
		0	0	\$ 367	\$ 367
		0	0	\$ -	\$ -
		0	0	\$ -	\$ -
		0	0	\$ -	\$ -
		0	0	\$ -	\$ -



State & Local Partnership



- OCS Values - “Empowering Communities to Serve Youth”
 - Collaboration
 - Fiscal Accountability
- Existing partnership with OCS/ Anna through State Sponsored Utilization Review
- Benefit of objectivity and an outside perspective in UR



Changes and Outcomes – CSA Parental Agreements & Full-time Utilization Review Staff

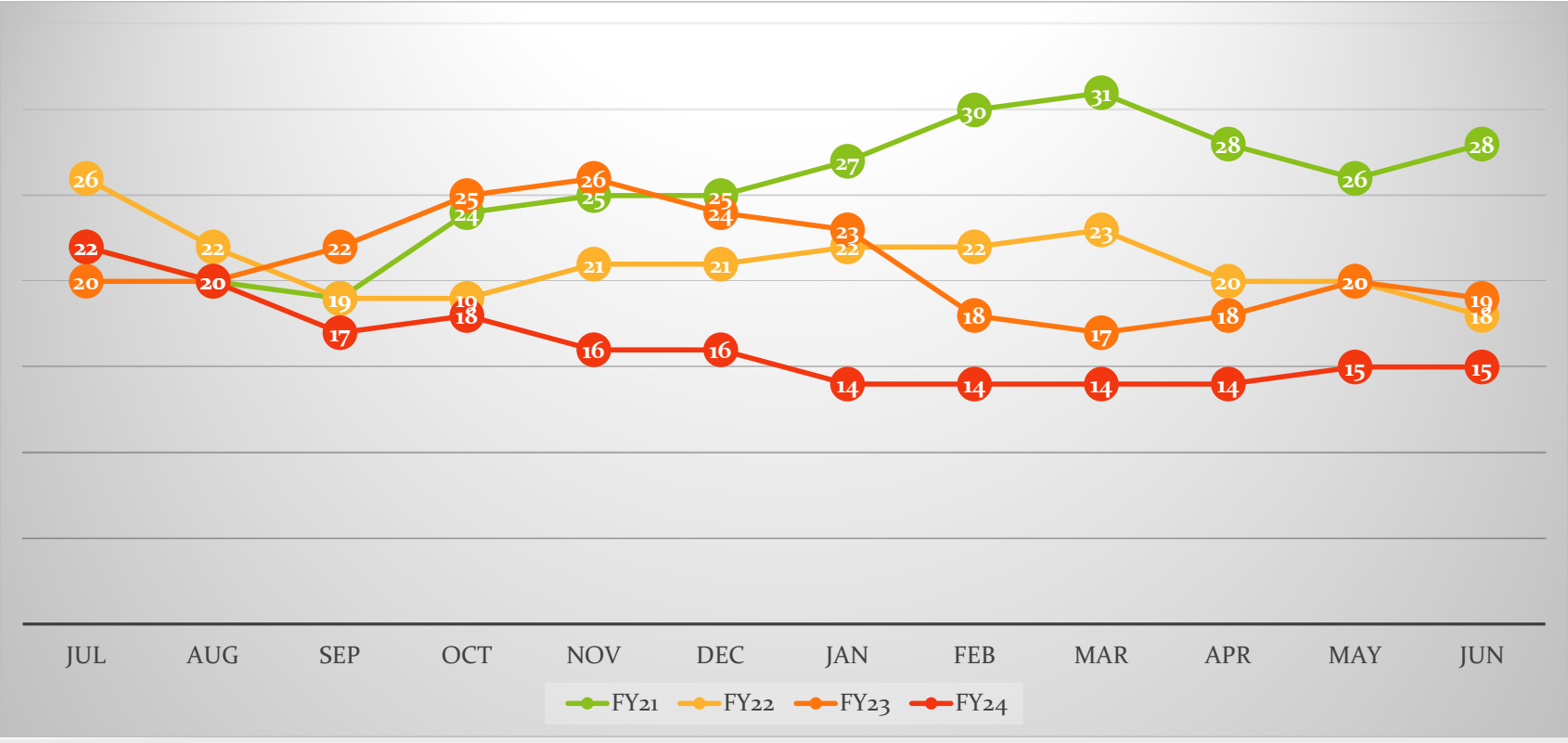
Updated CSA Parental Agreement form and updated CSA Parental Agreement policy

- Limits agreements to 21 months
- Filing a CHINS-Services at one year
- UR staff attends all treatment team meetings
- CSA perspective and discharge planning as a focus

Outcomes

- Fewer youth in Congregate Care
- Ending CSA parental agreements and finding success with relatives or TFC placements
- No CSA parental agreements have exceeded 21 months since implementation

Congregate Care Youth Served





Changes and Outcomes – Data Sharing & Intellectual Disability / Developmental Disability Youth

FAPT

- Weekly sharing of expenditure and residential length of stay data with FAPT
- Recommendations from the Review Committee and documented on the IFSP and reviewed at FAPT
- Having an ID/DD staff person from Hanover CSB sit in on any ID/DD related FAPT meetings

Outcomes

- ID/DD staff person manages ID/DD related youth
- ID/DD expertise at FAPT to maximize alternative funding
- Smoother transitions to adult DD waiver services



Changes and Outcomes – Independent Living Apartments

Time Limits

- Hanover CSA will only fund an IL apartment for 9 to 12 months after high school graduation

Outcomes

- Setting system expectations to do it differently
- Controlling costs without sacrificing our values
- Clients living successfully on their own



Programmatic Changes – Data Reports Schedule for CPMT

Items Reported Quarterly or Semi-Annually

- New Cases and Discharge Report
- Youth in Private Day
- IV-E Audit updates
- Youth in DSS Custody

Items Reported Annually

- Youth in Congregate Care (includes length of stay)
- Vendors with Highest Expenditures
- Other Locality comparisons

Others

- Service Gap Survey
- Annual Risk Assessment and Internal Controls Questionnaire
- MHI, PSSF, & VJCCCA Report



Programmatic Changes – Results-Based Accountability



How much did we do?



How well did we do it?

% of clients where first FAPT meeting occurs within *21 days*

% of clients where FAPT-approved services are initiated within *30 days*



Is anyone better off?

5% or fewer of new cases are re-opened cases

50% of cases closed due to Service Goals Obtained and/or FC Permanency

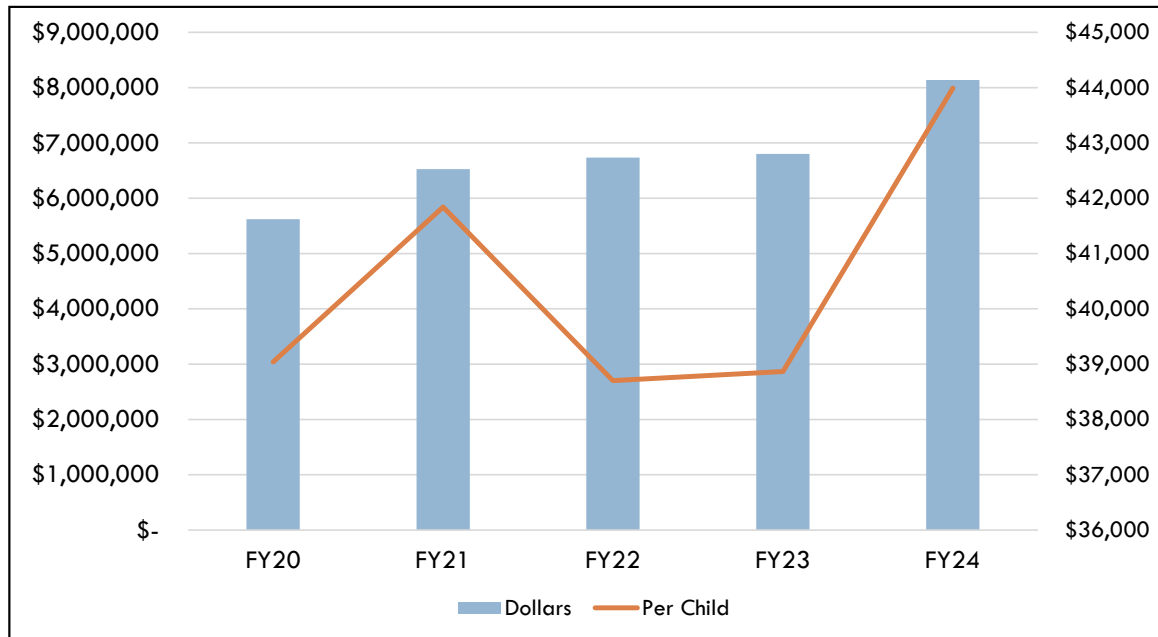
90% of youth will have a natural supports score of 0 or 1 on their discharge CANS at case closure



Key Takeaways

- Importance of executive sponsorship and an engaged CPMT
 - The purpose is not to “Re-FAPT” cases
 - Culture of accountability and norm of solution-focus
- Prioritizing doing business well with families
 - Right mandates
 - Discharge Planning
 - IL parameters

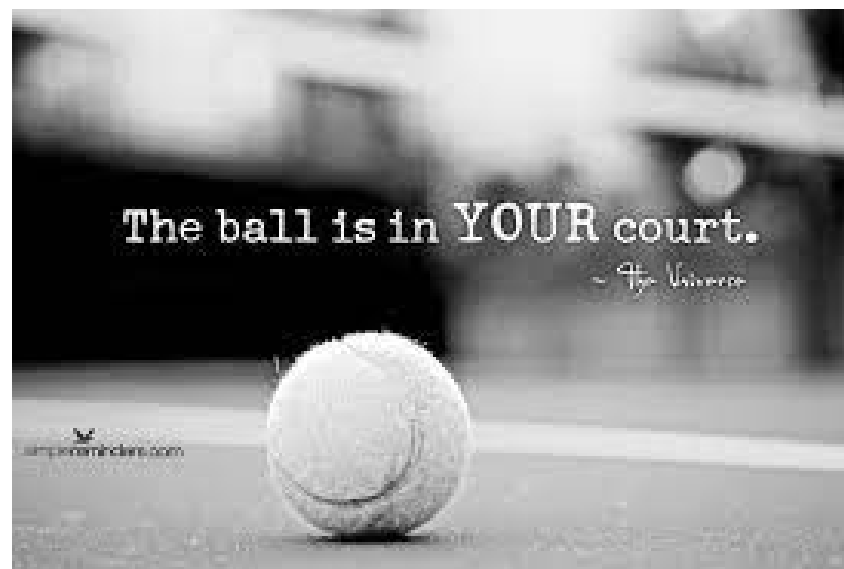
Hanover CSA Expenditures



- Still seeing increases in expenditures
- Cost is not our only consideration

Next Steps

- Write down one thing you hope to implement or pursue as a result of this session or this conference
- Call Anna Antell (OCS) or Julie Dubee (Hanover CSA) with any questions



 **QUESTIONS?**

